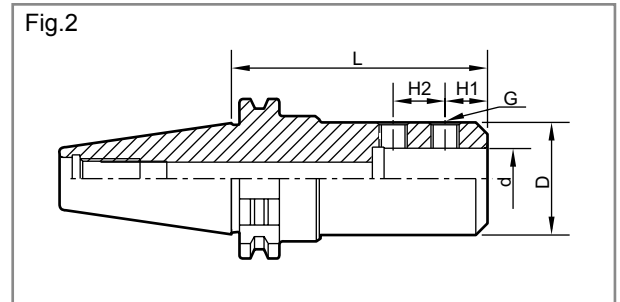
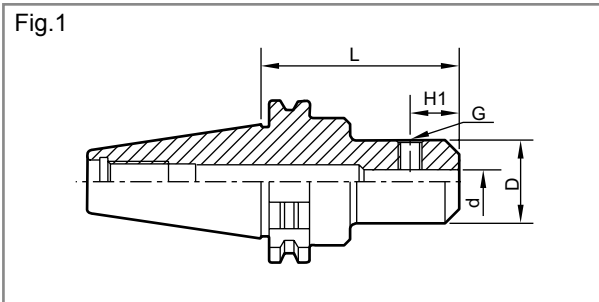


Side Lock Holder

Features:

- According to DIN 6359 for End Mills with shank of DIN1835 Form B.
- Set screw is included.

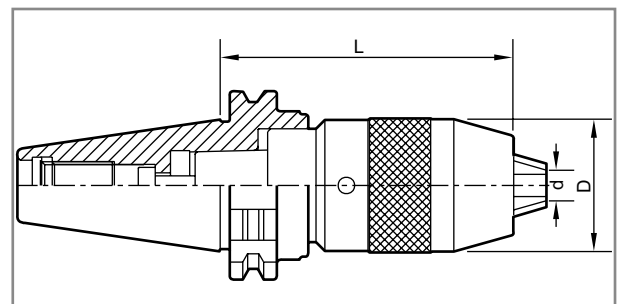



| Taper Shank | Ordering Code | Type of Holder | Fig. | L | d | D | H1 | H2 | G | | |
|-------------|---------------|----------------|------|----|-----|----|------|----|------|-----|-----|
| SK40 | 342160-062 | SK40-SL6-50 | 1 | 50 | 6 | 25 | 18 | | M 6 | | |
| | -082 | -SL8-50 | | | 8 | 28 | | | M 8 | | |
| | -102 | -SL10-50 | | | 10 | 35 | | | M10 | | |
| | -122 | -SL12-50 | | | 12 | 42 | | | 22.5 | M12 | |
| | -162 | -SL16-63 | 2 | 63 | 16 | 48 | 24 | 25 | M14 | | |
| | -202 | -SL20-63 | | | 20 | 48 | | | M16 | | |
| | -252 | -SL25-100 | | | 25 | 60 | | | 24 | 25 | M16 |
| | -322 | -SL32-100 | | | 32 | 72 | | | 24 | 28 | M20 |
| SK50 | 352160-122 | SK50-SL12-63 | 1 | 63 | 12 | 42 | 22.5 | | M12 | | |
| | -162 | -SL16-63 | | | 16 | 48 | | | 24 | - | M14 |
| | -202 | -SL20-63 | | | 20 | 52 | | | 25 | - | M16 |
| | -252 | -SL25-80 | 2 | 80 | 25 | 60 | 24 | 25 | M16 | | |
| | -322 | -SL32-100 | | | 100 | 32 | | | 72 | 28 | M20 |
| | -402 | -SL40-100 | | | 100 | 40 | | | 80 | 30 | |

NC Drill Chuck

Features:

- Supplied with a spanner.



| Taper Shank | Ordering Code | Type of Holder | d Capacity | D | L |
|-------------|---------------|----------------|------------|------|-----|
| SK40 | 342190-082 | SK40-APU08-80 | 0-8 | 36.3 | 80 |
| | -132 | -APU13-100 | 1-13 | 51.5 | 100 |
| SK50 | 352190-162 | SK50-APU16-110 | 3-16 | 58 | 110 |